

THE NATIONAL
COUNCIL FOR
RESEARCH
ON WOMEN

Women's Priorities 2006

December 14, 2006

This presentation is based on a poll commissioned by the National Council for Research on Women in September & October 2006. For more information on the poll results, please visit <http://www.ncrw.org/researchforaction/index.htm>.

National Council for Research on Women
11 Hanover Square, 24th Floor
New York, NY 10005
www.ncrw.org

The National Council for Research on Women

- The Council's goal is to ensure that highly-focused, accessible, and timely research promotes informed activism, and ensures positive change.
- We are committed to ensuring that social and public policies are based on the realities – not the myths of women's and girls' lives.
- The Council is comprised of more than 100 women's research and policy centers – through which we are connected to more than 2,000 top women experts who are engaged in cutting edge research on women's lives.

The Poll

- Telephone survey conducted between September 28 and October 9, 2006
- Random sample of 2,097 registered voters, conducted by Opinion Research Corporation of Princeton NJ
- Margin of error of two percentage points
- Oversampled women of color
- Asked respondents
 - Open-ended question about top priorities
 - Closed-ended question about relative importance of a set of issues
 - Likelihood they would vote for a candidate who favored a set of progressive policy positions

Major Findings

- Across the board support for a progressive agenda
- More support from women than men
- Overwhelming support from women of color and single moms

Policy Positions Polled

- Domestic Economic Issues
- Domestic Health & Safety Issues
- Foreign Policy Issues

For each policy position, we asked:

“Would you be more likely to vote for a candidate for Congress who takes this position, less likely to vote for this candidate, or would it not make a difference to you either way?”

Domestic Economic Issues

- **Increase the minimum wage** from \$5.15 per hour to \$7.25 per hour over the next two years
- **Repeal recent tax cuts** on investment income that benefited those in the top income brackets in order to meet the country's health and education needs
- Support a national policy that guarantees affordable, accessible and quality **health care for all**, regardless of whether people are employed
- Guarantee **paid sick days** for all workers
- Increase federal **grant support for students** who cannot otherwise afford to attend colleges and universities

Domestic Health & Safety Issues

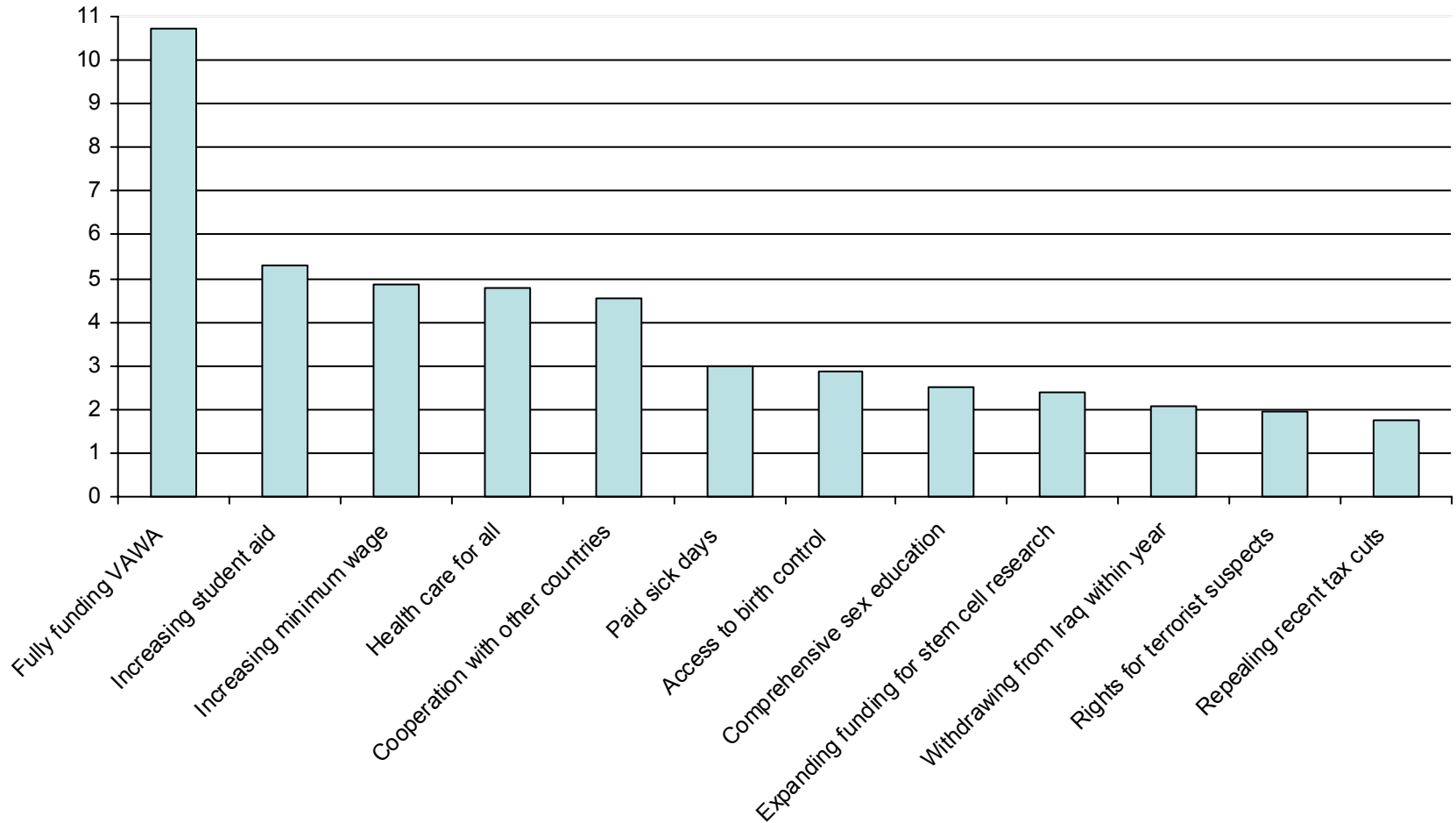
- Support **comprehensive sex education** in schools that includes teaching about birth control and safe sex, as well as abstinence
- Ensure that couples have **access to** safe and effective **birth control** methods
- Support **fully funding the Violence Against Women Act** to ensure adequate support for domestic violence shelters, prevention programs and rape crisis centers
- Expand federal funding for embryonic **stem cell research** in order to look for cures or treatments for diseases

Foreign Policy Issues

- Support **withdrawing troops from Iraq** within the next 12 months
- Allow **terrorist suspects** held by the U.S. military to have the right to hear the charges brought against them in a U.S. federal court.
- Emphasize **cooperation with other countries**, rather than unilateral military actions, to root out terrorism and make our country more secure.

Across the board support for progressive agenda

Times More vs. Less Likely to Vote for Candidate Who Favors Position
All Registered Voters

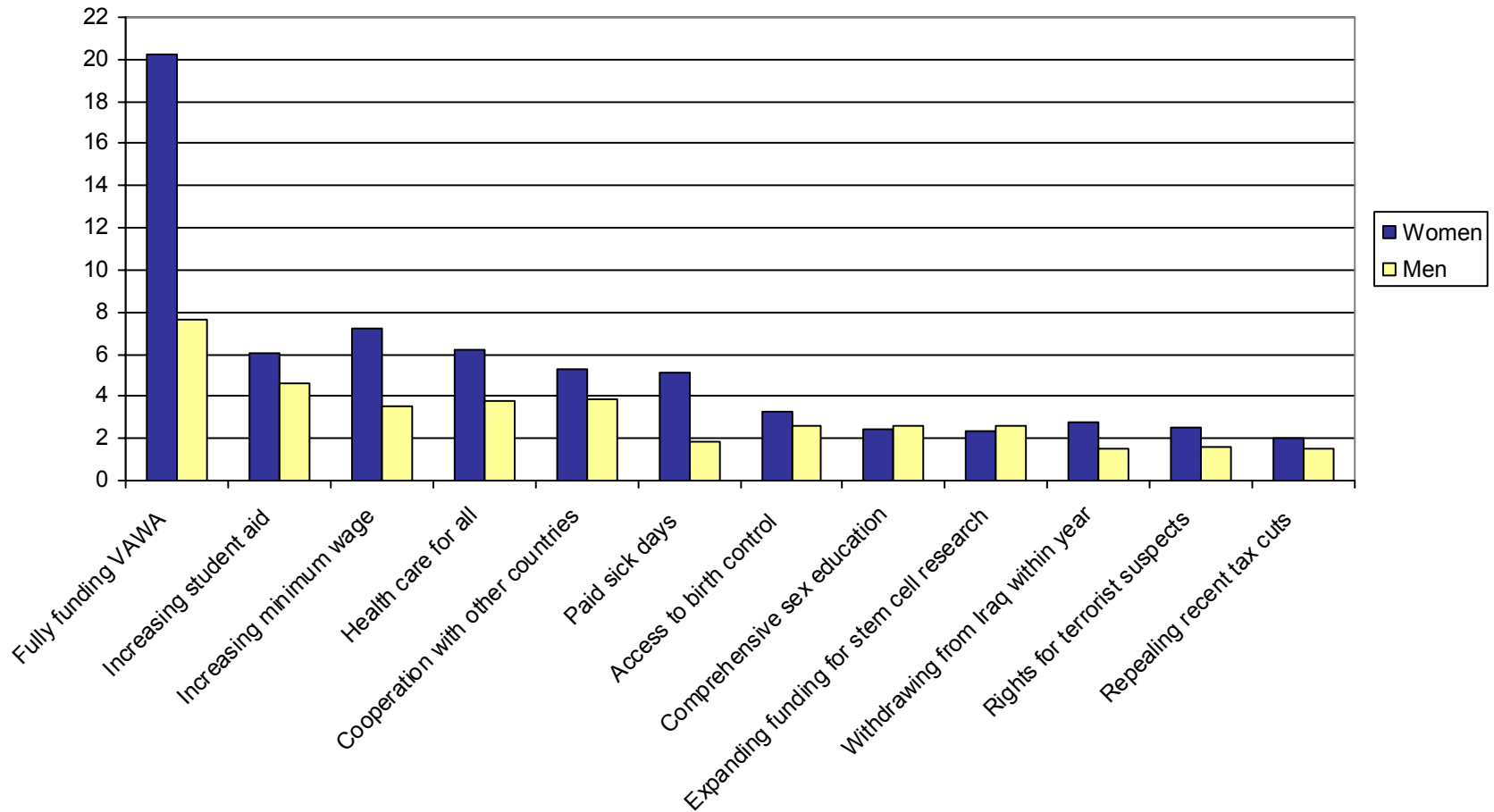


Across the board support for progressive agenda

- By a margin of at least two to one, respondents would vote for a candidate who favored the position over a candidate who opposed it.
- By a margin of at least 5 to 1, respondents said they would vote for a candidate who supported:
 - Fully funding the Violence Against Women Act
 - Increasing student aid for higher education
 - Increasing the minimum wage
 - National policy that guarantees health care for all, regardless of employment status
 - Emphasizing cooperation with other countries
- Fully funding the Violence Against Women Act tops the charts
 - More than ten times as many people would support a candidate who favors this position over a candidate who opposes it.
 - Support is strong across all groups.
 - While it is lowest among Republican men, they would support a candidate who favors fully funding VAWA by a margin of 4 to 1.

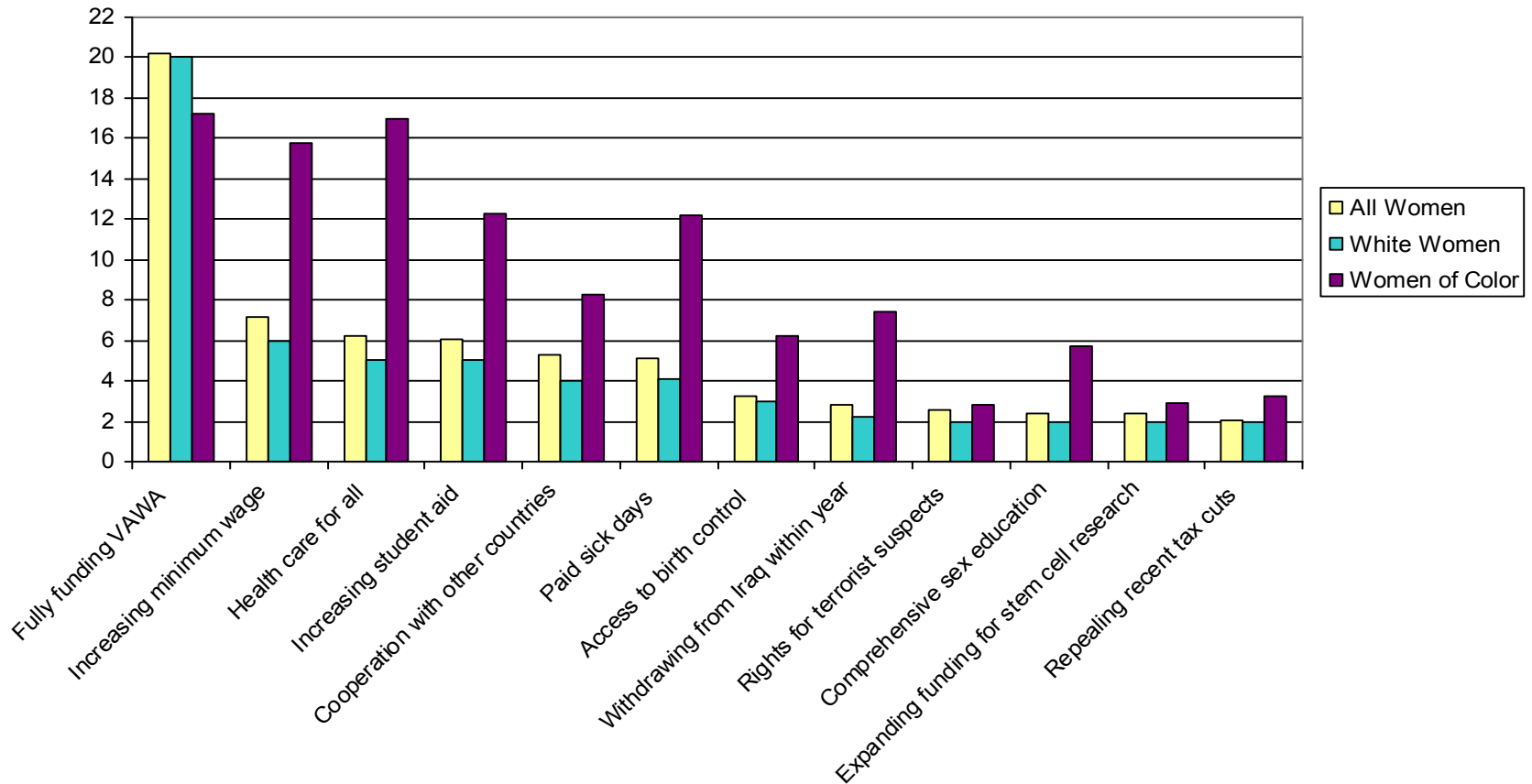
Women lead the way on most issues

Times More vs. Less Likely to Vote for Candidate Who Favors Position (Registered Voters)
Gender



Overwhelming support from women of color

Times More vs. Less Likely to Vote for Candidate Who Favors Position (Registered Voters)
White Women & Women of Color

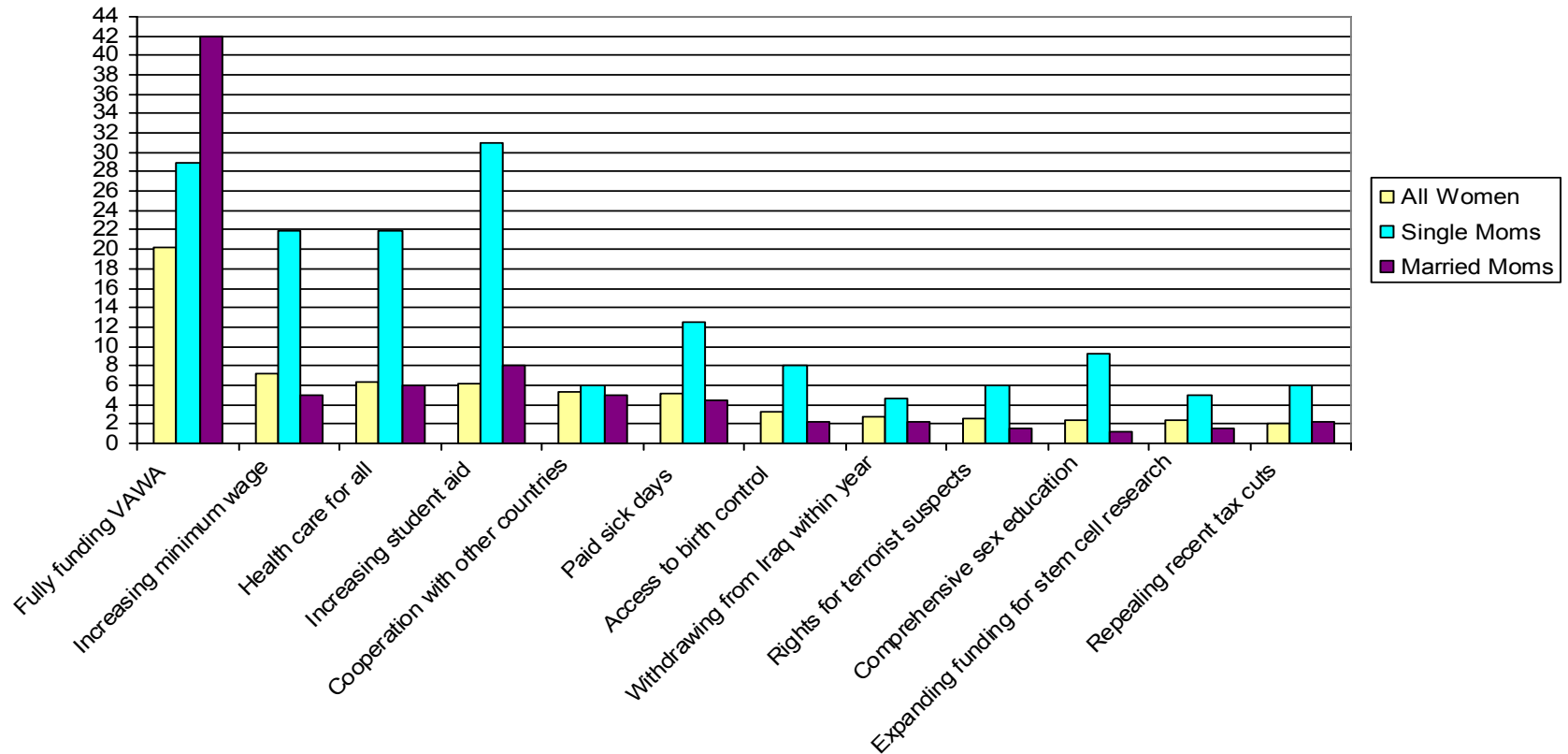


Note: Both women of color and white women are extremely supportive of fully funding the Violence Against Women Act – the differences that appear on this chart are not statistically significant.

Significant gaps between single & married moms

Times More vs. Less Likely to Vote for Candidate Who Favors Position (Registered Voters)

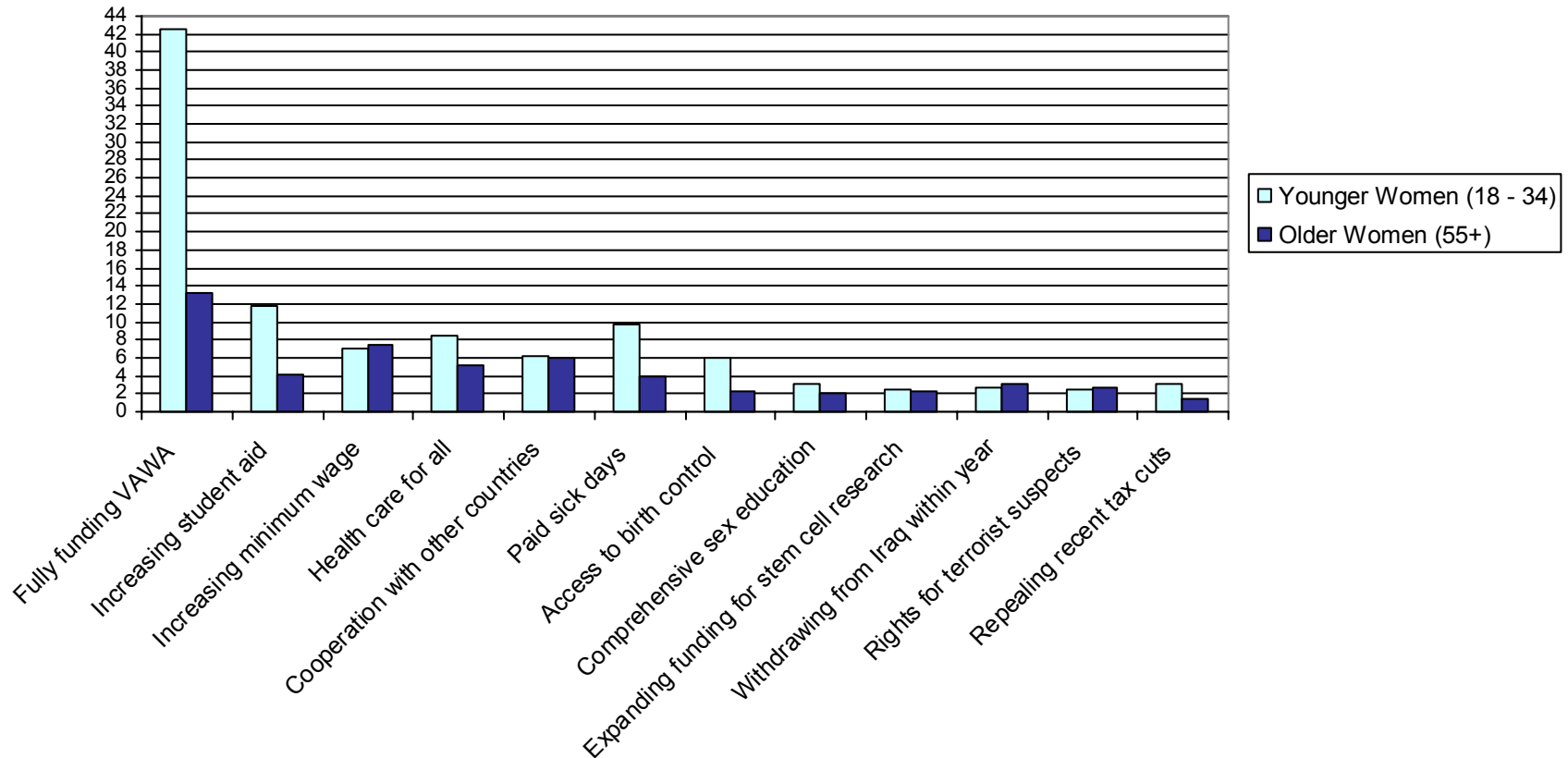
Single vs. Married Moms
 [Single Moms - Sample Size of 97]



Note: Both single and married moms are extremely supportive of fully funding the Violence Against Women Act – the differences that appear on this chart are not statistically significant.

Younger vs. Older Women

Times More vs. Less Likely to Vote for Candidate Who Favors Position (Registered Voters) Younger and Older Women

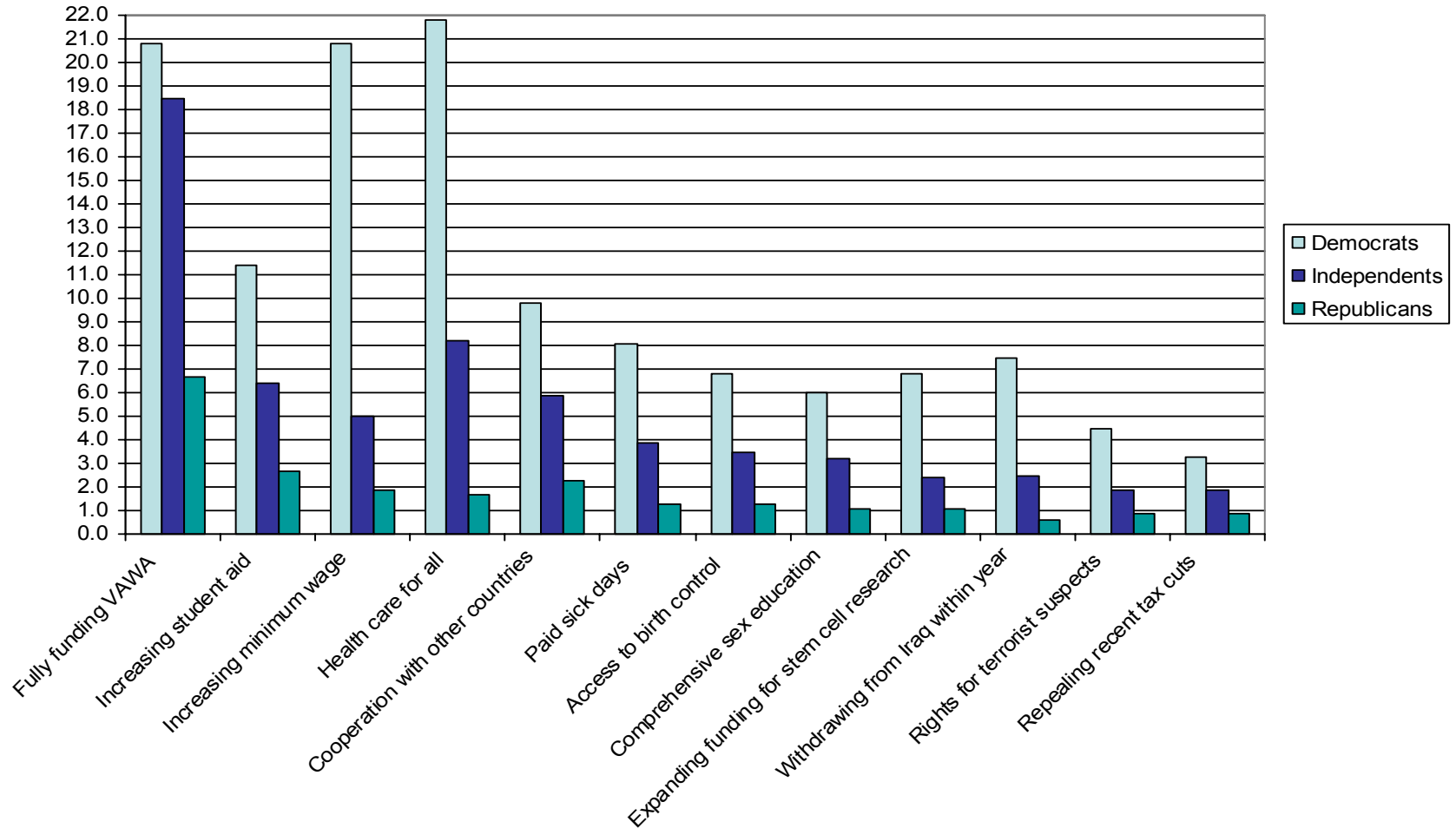


Younger vs. Older Women

- On issues like fully funding the Violence Against Women Act and increasing student aid, both older (55 and up) and younger (18 – 34) women are very supportive of the issues, but younger women are much more supportive.
- However, on a few issues, support by older women hovers around 50% or less, while younger women are very supportive:
 - When it comes to guaranteeing paid sick days, just over half of older women (or 55%) support candidates with this position, compared to 68% of younger women;
 - Just half of older women (51%) would vote for a candidate who favors comprehensive sex education in schools, compared to 58% of younger women;
 - Less than half of older women (or 42%) favor candidates who support access to birth control, compared to almost 60% of younger women.

Support By Partisan Affiliation

Times More vs. Less Likely to Vote for Candidate Who Favors Position (Registered Voters)
Partisan Affiliation



Some positions have bi-partisan support

- On many positions, at least as many Republicans favored candidates with the position than opposed them. The exceptions were withdrawing from Iraq, rights for terrorist suspects and repealing tax cuts.
- Independents support all of the positions by at least a 2 to 1 margin
- Half or more of Republicans overall support
 - Fully funding VAWA (67% more likely vs. 10% less likely)
 - Increasing student aid (57% more likely vs. 21% less likely)
 - Cooperation with other countries (57% more likely vs. 25% less likely)
 - Health care for all (53% more likely vs. 31% less likely)
 - Increasing the minimum wage (50% more likely vs. 26% less likely)
- Independents favors these positions by a margin of at least 5 to 1

Implications for Research, Advocacy & Organizing

- Poll identifies key issues with strong bi-partisan support, :
 - Fully funding the Violence Against Women Act
 - Increasing Student Aid
 - Raising the minimum wage
 - Health care for all
- Poll reveals opportunities to
 - Mobilize women of color and single mothers
 - Reach out to moderate Republicans and Independents, particularly women
- Leading up to 2008 – need an even deeper analysis with more oversampling of women of color and focus groups to:
 - Further understand married mothers and how to reach them with effective messaging
 - Better understand the views of Independent women who will continue to be a key factor in elections
 - Be able to analyze the views of women of color by race, ethnicity and class